

DCI edge



DCI EDGE LED LIGHT

REFLECTIVE TECHNOLOGY



Uniform Light Pattern

DCI delivers cutting edge illumination technology by utilizing over 500 reflective facets to bounce light back to the oral cavity. The result is a uniform light pattern that increases visibility for doctors and dental assistants.

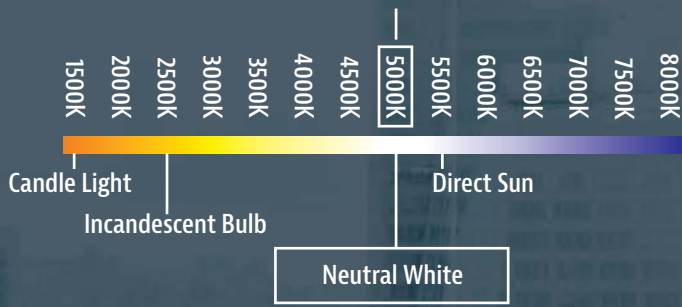
Less Eye Fatigue/Increased Visibility

Optimal light performance reduces shadows, improving illumination of the oral cavity.


Accurate Shade Matching

5000 Kelvin color temperature with a color rendering index (CRI) of 90 produces a neutral white light, which is ideal for color matching at any intensity level.

Accurate Shade Matching 5000K



Uniform Light Pattern



Why Buy LED?

Low Cost of Ownership



Energy Efficiency: Requires 80% less power compared to traditional dental lights.



Longer Bulb Life = Significant Savings on Replacement Bulbs: 10-15 year expected life vs annual replacement.

Patient & Operator Comfort



Cool running: LED technology eliminates heat output, maximizing patient and operator comfort.



Precise Illumination: prevents patient glare.

CONTROL, COMFORT & EFFICIENCY



No-Cure Setting

Filters out UV light to prolong the working time of photo-initiated resins



3 Intensity Level Settings

Settings of 17.5K, 26K, 35K lux, while maintaining a 3" X 6" pattern




No-Touch Sensors

Control the light without contact using programmable no-touch sensors



Durable Design

Die-cast construction for solid performance



3rd Axis Rotation

Improve light access in all quadrants of the oral cavity

VALUE & PERFORMANCE

DCI's Series 4 & Series 5 operator lights were engineered utilizing reflective LED technology. The new design of the two models blends innovation with beauty to fit the preferences and budget of any practice.



Features	Series 4	Series 5
LED Technology	X	X
3rd Axis Head Rotation	X	X
Reflective Technology	X	X
Dual Touch Controls	X	X
Offered in Gray or White	X	X
3" X 6" Light Pattern	X	X
5000K Color Temperature	X	X
No-Cure Setting		X
Dual No Touch Sensors		X
Programmable Sensors to control On/Off & No Cure		X

LED Lamp-24Volt, 10 Watts · Input Voltage - 115V/230V, 50/60 Hz · Light Intensity (Lux), 35,000 to 17,500 · Focal Length - 27"

Mounting Configurations

DCI *EDGE*

Track Mount Light



Wall Mount Light
(Cabinet mount also available)



Post Mount Light



Ceiling Mount Light



DCI offers lights in both gray and white to match your existing operatory equipment.



John, Jason and Amy Spencer
Family Owned & Operated Since 1983

Started over 30 years ago, DCI was founded on three guiding principles: making our customers' lives easier, providing dental care for those in need, and enhancing the lives of our employees. These principles give us our edge. It's an edge we want to pass along to you.

DCI is a family owned company for two generations which is based in Newberg, Oregon, the heart of dental equipment manufacturing in America. Over the years, John & Jason Spencer redefined the dental landscape by designing dental equipment that challenged the status quo. Today, the family brings their design expertise and commitment to value and service to the forefront with the DCI Edge LED operatory light.

